

## PMEX UPDATE (Evening)

Commodities	Signal	Entry	Stop loss	Target 1	Target 2
Crude Oil - WTI	SELL	69.00	70.00	68.00	67.00
Gold	SELL	1,800.00	1,810.00	1,790.00	1,780.00
Silver	SELL	22.900	23.30	22.500	22.200
Platinum	SELL	950.00	965.00	935.00	920.00
Copper	SELL	4.330	4.380	4.280	4.200
Natural Gas	SELL	4.600	4.730	4.470	4.300

Indices	Signal	Entry	Stop loss	Target 1	Target 2
Dow Jones	SELL	34,750.00	35,000.00	34,500.00	34,250.00
S&P 500	SELL	4,615.00	4,630.00	4,600.00	4,580.00
NASDAQ 100	SELL	16,350.00	16,500.00	16,200.00	16,100.00

Currencies	Signal	Entry	Stop loss	Target 1	Target 2
USD-JPY	SELL	113.000	113.400	112.600	112.000
EUR-USD	BUY	1.1330	1.1260	1.1400	1.1450
GBP-USD	BUY	1.3330	1.3263	1.3397	1.3443

Minimum Lot	Total Price	Margin	Investment	Profit 1	Return 1	Profit 2	Return 2
10 Barrel	120,750	5.55%	6,700	1,641	24.50%	3,391	50.62%
1 Ounce	315,000	3.46%	10,900	1,587	14.56%	3,337	30.61%
10 Ounce	40,075	8.48%	3,400	646	18.99%	1,171	34.43%
5 Ounce	831,250	5.68%	47,200	12,717	26.94%	26,658	56.48%
1000 Pounds	757,750	3.88%	29,400	8,478	28.84%	22,478	76.46%
1000 MMBTU	805,000	7.12%	57,300	22,342	38.99%	52,092	90.91%

Minimum Lot	Total Price	Margin	Investment	Profit 1	Return 1	Profit 2	Return 2
Index Level	6,081,250	2.42%	147,200	43,097	29.28%	86,847	59.00%
Index Level	807,625	2.41%	19,500	2,543	13.04%	6,043	30.99%
Index Level	2,861,250	2.75%	78,600	26,087	33.19%	43,587	55.45%

Minimum Lot	Total Price	Margin	Investment	Profit 1	Return 1	Profit 2	Return 2
10,000 Units	1,785,400	0.87%	15,600	6,445	41.31%	15,925	102.08%
10,000 Units	1,982,750	0.95%	18,800	12,375	65.82%	21,125	112.37%
10,000 Units	2,332,750	1.17%	27,300	11,850	43.41%	19,900	72.89%

## Major Headlines

### Oil bound for gains as OPEC+ guards supply, but virus threat looms

Oil prices will stay elevated into next year as OPEC+ keeps a tight leash on supply despite U.S.-led strategic crude releases, a Reuters poll showed on Tuesday, but a COVID-19 resurgence fueled by the Omicron variant could loom large over the outlook. [see more...](#)

### Gold has moved higher leading into the European open

Gold has pushed 0.41% higher to trade at \$1791/oz ahead of the European open. Silver is currently flat at \$22.88/oz. In the rest of the commodities complex, copper (-0.69%) and spot WTI (-3.37%) are both trading lower. [see more...](#)

### Dow Jones Futures Dive As Moderna CEO Predicts Less Effective Vaccines For Omicron Variant

Dow Jones futures dived 500 points early Tuesday, as Moderna chief Stephane Bancel predicted existing vaccines will be less effective for the Omicron variant. The stock market bounced after Friday's omicron Covid-19 sell-off, as President Joe Biden ruled out new lockdowns. [see more...](#)

### USD/JPY unlikely to extend the drop below 102.70

24-hour view: "We expected USD to 'consolidate and trade between 113.20 and 114.10' yesterday. However, USD dipped briefly to 112.97 before rebounding. We continue to view the price actions as part of a consolidation and expect USD to trade between 113.30 and 114.20 for today." [see more...](#)

### EUR/USD Forecast: EU inflation data could cap euro's upside

EUR/USD has failed to build on Friday's gains and closed modestly lower on Monday. With the greenback struggling to find demand on Tuesday, the pair manages to stay in the positive territory above 1.1300. [see more...](#)

### GBP/USD climbs to multi-day top, around 1.3365-70 region

The GBP/USD pair caught fresh bids during the early European session and shot to the 1.3365-70 area, or a near one-week high in the last hour. Following a brief consolidation through the first half of the trading action on Tuesday, the GBP/USD pair regained positive traction and is now looking to build on its recent bounce from a YTD low. [see more...](#)

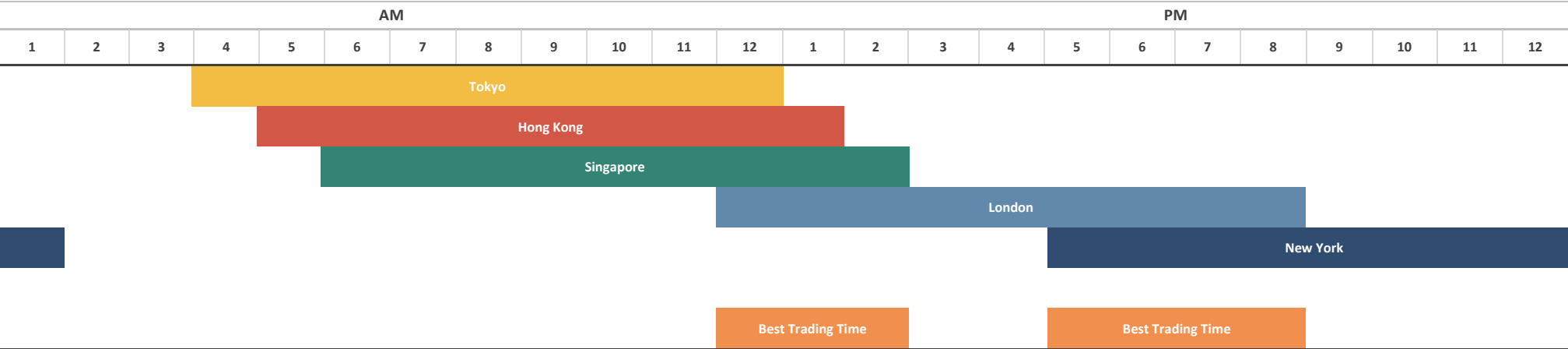
## ECONOMIC CALENDAR

Event	Dates	Time	Currency	Importance	Actual	Forecast	Previous
FOMC Member Powell Speaks	30-11-21	1:05	USD	High volatility expected			
Manufacturing PMI (Nov)	30-11-21	6:00	CNY	High volatility expected	50.1	49.6	49.2
German Unemployment Change (Nov)	30-11-21	13:55	EUR	High volatility expected	-34K	-25K	-39K
CPI (YoY) (Nov)	30-11-21	15:00	EUR	High volatility expected	4.90%	4.50%	4.10%
GDP (MoM) (Sep)	30-11-21	18:30	CAD	High volatility expected		0.10%	0.40%
CB Consumer Confidence (Nov)	30-11-21	20:00	USD	High volatility expected		111	113.8
Fed Chair Powell Testifies	30-11-21	20:00	USD	High volatility expected			

Source: Investing.com

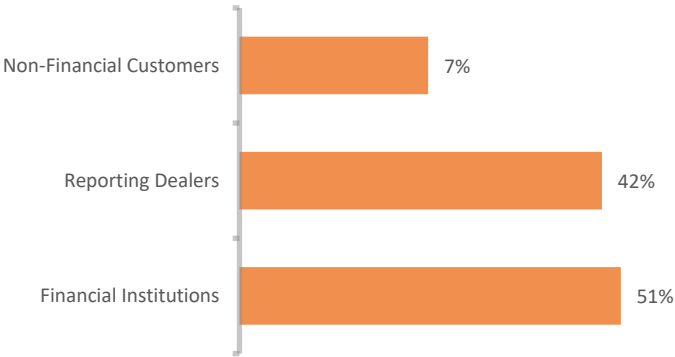
# FOREX MARKET'S STATISTICS

Forex Market Hours

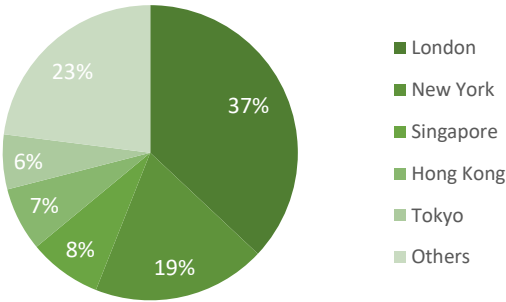


Note: This chart shows the normal forex trading times of all the major forex trading centers across the globe in Pakistan Standard Time.

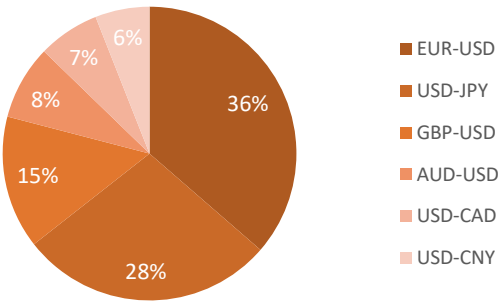
Forex Turnover by Counterparty



Markets' Share in Total Forex Turnover



Most Traded Currency Pairs



Sources: ACPL Research, Forexmarkethours, Dailyfx, Ig

# DISCLAIMER

This report has been prepared by Abbasi and Company (Private) Limited and is provided for information purposes only. Abbasi and Company (Private) Limited (ACPL) is engaged in brokerage business of commodities futures in Pakistan and to provide the trading/ execution facility on Pakistan Mercantile Exchange (PMEX). There is risk of loss in trading in derivatives (futures). The author, directors and other employees of Abbasi and Company (Private) Limited and its affiliates cannot be held responsible for any loss in trading. Futures; futures on margin carries a high level of risk and may not be suitable for all investors. The high degree of leverage can work against the investor/ traders. Before deciding to invest in Commodity derivatives, you should carefully consider your investment objectives, level of experience, and risk appetite. The possibility exists that you could sustain a loss of some or all of your initial investment and therefore you should not invest money that you cannot afford to lose. You should be aware of all the risks associated with futures trading in commodities and other financial products. We take no responsibility for any loss made in investment on any instruments through us. In any event Abbasi and Company (Private) Limited, its affiliates, agents will not be liable to anyone for any decision made or action taken for investment/ trading. Abbasi and Company (Private) Limited, its affiliates, directors and employees cannot be held responsible for any loss in trading due to any problem in connectivity; failure of system; technical problem in the software or any other reason whatever.

All the reports/ recommendations/ trading calls/ opinions are advisory in nature and contains the opinions of the author, which are not to be construed as investment advices. The author, directors and other employees of Abbasi and Company (Private) Limited and its affiliates cannot be held responsible for the accuracy of the information presented herein or for the results of the positions taken based on the opinions expressed in the reports/ views from Abbasi and Company (Private) Limited. All the views/ recommendations/ trading calls and opinions are based on the information, which are believed to be accurate and no assurance can be given for the accuracy of these information.

Derivatives trading involve substantial risk. The valuation of the underlying may fluctuate, and as a result, clients may lose their entire original investment. In no event should the content of this research report be construed as an express or an implied promise, guarantee or implication by, or from, Abbasi and Company (Private) Limited that you will profit or that losses can, or will be, limited in any manner whatsoever. Past results are no indication of future performance. The information provided in this report is intended solely for informative purposes and is obtained from sources believed to be reliable. Information is in no way guaranteed. No guarantee of any kind is implied or possible where projections of future conditions are attempted. Investments in securities market are subject to market risks, read all the related documents carefully before investing.

All rights reserved by Abbasi and Company (Private) Limited. This report or any portion hereof may not be reproduced, distributed, or published by any person for any purpose whatsoever. Nor can it be sent to a third party without prior consent of Abbasi and Company (Private) Limited. Action could be taken for unauthorized reproduction, distribution, or publication.

The research analyst, primarily involved in the preparation of this report, certifies that (1) the views expressed in this report accurately reflect his/her personal views about the subject commodity/index /currency pair and (2) no part of his/her compensation was, is or will be directly or indirectly related to the specific recommendations or views expressed in this report.

## DISCLOSURE

Following exchange rates are used to convert investment and profit values:

- USD/PKR: 175
- JPY/PKR: 1.53

To arrive at our Target Price, Abbasi & Company (Private) Limited uses following methods:

- Technical Analysis
- Fundamental Analysis

Furthermore, profit and returns are inclusive of all expenses including PMEX Fee, ACPL Fee & Sales Tax

## RESEARCH DISSEMINATION POLICY

Abbasi & Company (Private) Limited endeavors to make all reasonable efforts to disseminate research to all eligible clients in a timely manner through either physical or electronic distribution such as email, fax mail etc. Nevertheless, all clients may not receive the material at the same time.

### PREPARED BY

M. Fawad Naveed  
Phone: (+92) 42 38302028  
Ext: 117  
Email: fawad@abbasiandcompany.com

### RESEARCH DEPARTMENT

6 - Shadman, Lahore  
Phone: (+92) 42 38302028; Ext: 116, 117  
Email: research@abbasiandcompany.com  
web: www.abbasiandcompany.com

### HEAD OFFICE

6 - Shadman, Lahore  
Phone: (+92) 42 38302028  
Email: support@abbasiandcompany.com  
web: www.abbasiandcompany.com

### BRANCH OFFICE

42 - Mall Road, Lahore  
Phone: (+92) 42 38302028 - 37320707  
Email: support@abbasiandcompany.com  
web: www.abbasiandcompany.com